

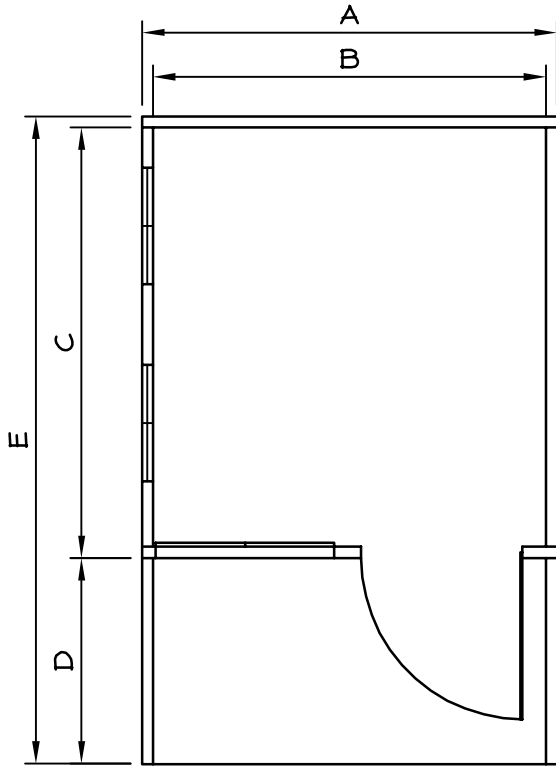
# CLUBHOUSE SPECIFICATIONS

Western Red Cedar Shingle Roof.

All framing components are nominal 50mmx75mm in size.

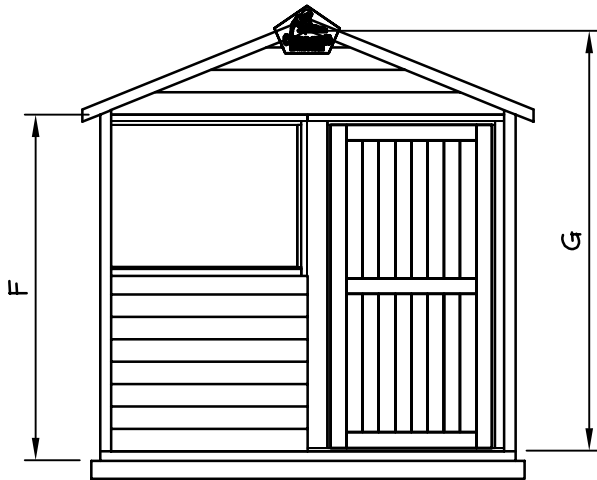
50mmX75mm Floor joists on 406mm centers

Wood siding is 13mmx152mm Bevel Siding.



PLAN VIEW

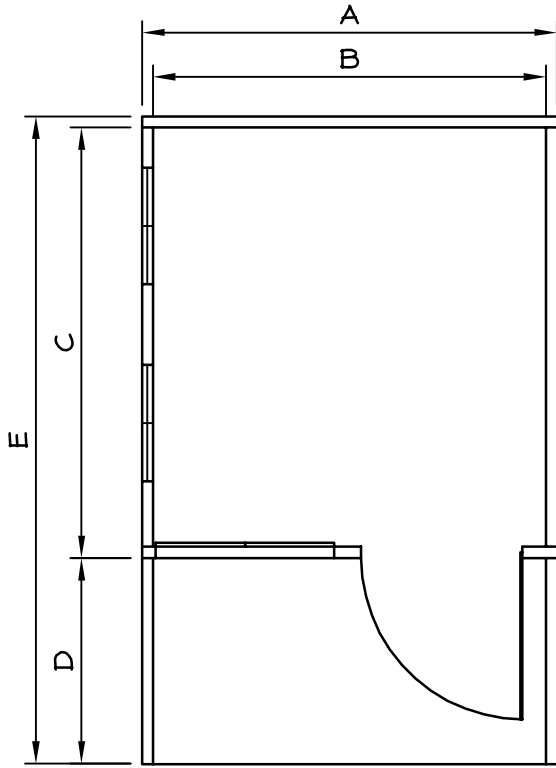
Measurements For Clubhouse	
Dimensions (Millimeters)	
Size	3658 x 2438
Inside Area	5.4 Sq. Meters
A	2363
B	2236
C	2438
D	1168
E	3658
F	1956
G	2363
Door	914x1803
Window Opening	660Wx634H
Window Opening	1066Wx788H
Weight	567 kilograms
Package Size	1219Wx2388Lx1422H



FRONT VIEW

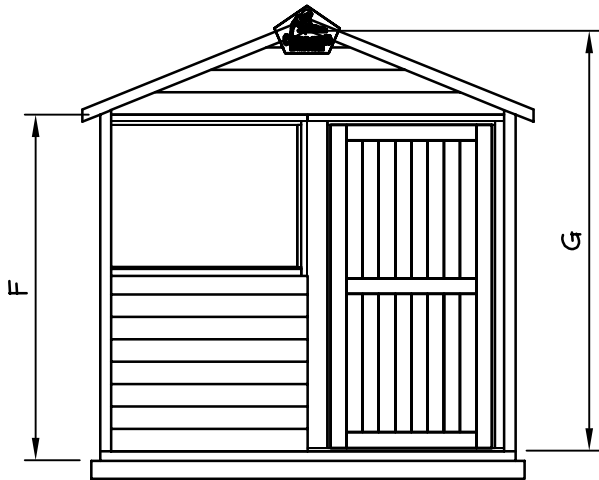
# CLUBHOUSE SPECIFICATIONS

Western Red Cedar Shingle Roof.  
 All framing components are nominal 2"x3" in size.  
 2"x3" Floor joists on 16" centers  
 Wood siding is 1/2"x6" Bevel Siding.



PLAN VIEW

Measurements For Clubhouse	
Dimensions (Feet & Inches)	
Size	12' x 8'
Inside Area	58 Sq. Ft.
A	7'-9"
B	7'-4"
C	8'-0"
D	3'-10"
E	12'-0"
F	6'-5"
G	7'-9"
Door	3'-0"x5'-11"
Window Opening	2'-2"Wx2'-1"H
Window Opening	3'-6"Wx2'-7"H
Weight	1250 lbs
Package Size	48"Wx94"Lx56"H



FRONT VIEW